

BEFORE THE BOARD OF COUNTY COMMISSIONERS

FOR TILLAMOOK COUNTY, OREGON

SITTING AS THE BOARD OF THE SOLID WASTE SERVICE DISTRICT

In the Matter of Increasing Customer Rates)	
for Solid Waste Disposal for Solid Waste)	ORDER #23- <u>027</u>
Collection Franchisee, George Reding, dba)	
R-Sanitary Service)	SWSD #23- <u>006</u>

This matter came before the Tillamook County Board of Commissioners, sitting as the governing body of the Solid Waste Service District (SWSD), on May 24, 2023, at the request of David McCall, Solid Waste Program Manager.

The Board of Commissioners, being fully apprised of the representations of the above-named person, and the records and files herein, finds as follows:

1. George Reding, dba R-Sanitary Service, has requested to increase rates charged by a collection franchisee to their customers in the unincorporated areas of Tillamook County.
2. Customer rates for this collection franchisee were last adjusted in Board Order #17-042, SWSD #17-006.
3. The Financial Report required under Appendix "C" of the Solid Waste Franchise Agreement was not available for review by the Tillamook County Solid Waste Advisory Committee (SWAC) at their May 9, 2023 meeting. The SWAC recommended at their meeting on May 9, 2023 that the requested rate increases be approved, subject to submission of the report by May 15, 2023, and subject to the recommendation of the Solid Waste Program Manager.
4. The Tillamook County Board of Commissioners finds that the proposed rates will be just, fair, reasonable, and sufficient to provide the proper service to the public.

NOW, THEREFORE, IT IS HEREBY ORDERED that:

5. The George Reding, dba R-Sanitary Service rates for unincorporated areas in Tillamook County as outlined on Exhibit "A" become effective July 1, 2023.

///

DATED this 24th day of May, 2023.

THE BOARD OF COMMISSIONERS
FOR TILLAMOOK COUNTY, OREGON



Erin D. Skaar, Chair

Aye Nay Abstain/Absent

✓ — /


Mary Faith Bell, Vice-Chair


✓ — /


David Yamamoto, Commissioner

✓ — /

ATTEST: Tassi O'Neil
County Clerk

APPROVED AS TO FORM:

By: 
Special Deputy


William K. Sargent, County Counsel




EXHIBIT "A"

R Sanitary Service
PO BOX 198
Garibaldi OR 97118

We are requesting a rate increase this year. Our last increase was in 2018. Fuel prices, Transfer station fees, Insurance, Tip carts, Containers, Truck Maintenance have all gone up. We also started using a credit card processor and upgraded to a new system.

Thank you
Mike Reding

R Sanitary Service
Current Rates-County

CANS

1CWR-23.50
2CWR-41.85
3CWR-60.15

YARD

1CWY-24.75
2CWY-43.25
3CWY-61.75

CONTAINERS

1YD 1XW-81.90
1YD2XW-163.80

1.5YD 1XW-119.50

2YD 1XW-154.25
2YD 2XW-303.90

R sanitary Service
PO BOX 198
Garibaldi OR 97118

County Roadside Weekly

1 Can a week- 25.00
2 Cans a week-45.00
3 Cans a week-65.00
Each additional weekly can- 20.00
Extra can -10.00
1 Can a month -12.00

County Yard Weekly

1 Can a week- 27.00
2 Cans a week-49.00
3 Cans a week -71.00
Each additional weekly can-22.00
Extra can-10.00
1 can a month -13.00

Clean Out

2 YD- 92.00

R Sanitary Service
PO BOX 198
Garibaldi OR 97118

1 YARD

1x Week-89.00
2x Week-169.00
3x Week-249.00
Extra PU-80.00

1.5 YARD

1x Week-129.00
2x Week-249.00
3x Week-368.00
Extra PU-120.00

2 YARD

1x Week-170.00
2x Week-330.00
3x Week-490.00
Extra PU-160.00

Tillamook County Franchise Hauler Rate Review Report
edited February 2023

Franchisee:

R SANITARY SERVICE

	Total				Allocation method	Tillamook County Franchise				Allocation method/comments
	2022 actual	7/1/23-6/30/24 projected w/o rate change	7/1/23-6/30/24 projected w/ rate change	% change		2022 actual	7/1/23-6/30/24 projected w/o rate change	7/1/23-6/30/24 projected w/ rate change	% change	
REVENUE										
Route collection Services	\$1,130,115	\$1,130,115	\$1,209,223	7%	CUST BASE INCR	\$316,432	\$316,432	\$338,582	7%	CUSTOMER BASE-AREA SALES % OF ALL SALES DUE TO ROUTE OVERLAPS & INABILITY TO CALC AREA ACTUAL INC/EXP
Drop Box Services										
Rental revenue				#DIV/0!					#DIV/0!	
Non-franchised revenue & pass-through revenue				#DIV/0!					#DIV/0!	
Recycling revenues				#DIV/0!					#DIV/0!	
Other revenue				#DIV/0!					#DIV/0!	
Total revenue	\$1,130,115	\$1,130,115	\$1,209,223	7%		\$316,432	\$325,220	\$338,582	7%	
Number of regular route customers as of January 1, 2022*	2,215					375				PER CUST COUNT
Number of regular route customers as of July 1, 2022*	2,275					391				PER CUST COUNT
Number of regular route customers as of January 1, 2023*	2,410					394				PER CUST COUNT
Regular route tonnage for 2022:	2,915 tons									
<i>*Regular route customers are usually cans, carts, dumpsters, based on service listings.</i>										
Number of drop box pulls in 2022										
Drop box tonnage for 2022:										
EXPENSES										
Operational expenses										
Disposal expense (franchised)	\$217,942			-1		\$61,024	\$64,075	\$64,075	5%	
Disposal expense (other)				#DIV/0!					#DIV/0!	
Recycling collection expense				#DIV/0!					#DIV/0!	
Recycling processing expense				#DIV/0!					#DIV/0!	
Labor-related expenses										
Labor expense	\$316,495			-100%		\$88,619	\$88,619	\$88,619	0%	
Taxes, insurance	\$43,589			-100%		\$12,205	\$12,205	\$12,205	0%	
Other labor-related expense	\$550			-100%		\$154	\$154	\$154	0%	
Operations-related expenses										
Fuel	\$54,950			-100%		\$15,386	\$15,386	\$15,386	0%	
Repairs and Maintenance	\$113,729			-100%		\$31,844	\$31,844	\$31,844	0%	
Depreciation and Amortization: Per Book Sch S/L	\$74,947			-100%		\$20,985	\$20,985	\$20,985	0%	
Equipment Lease and/or Rent				#DIV/0!					#DIV/0!	
Property Lease and/or Rent: Book Int on Equip Purch	\$18,863			-100%	EQUIP PURCHASES	\$5,282	\$5,282	\$5,282	0%	
Equipment expense (eg. short-term rental)				#DIV/0!					#DIV/0!	
Insurance expense	\$21,843			-100%		\$6,116	\$6,116	\$6,116	0%	
Other operational expense (incl. franchise fees)	\$35,130			-100%		\$9,836	\$9,836	\$9,836	0%	
Total operational expenses	\$898,038	\$0	\$0	-100%		\$251,451	\$254,502	\$254,502	1%	
Number of route collection trucks as of January 1, 2022	5				Incl Recycling PU					SHARED ROUTE VEHICLES
Number of route collection trucks as of January 1, 2023	5				Incl Recycling PU					
Number of drop box collection trucks as of January 1, 2022										
Number of drop box collection trucks as of January 1, 2023										
Administrative expense										
Management services: George/Theresa/Mike Diff	\$98,073			-100%		\$27,461	\$27,461	\$27,461	0%	
Administrative services	\$21,211			-100%		\$5,939	\$5,939	\$5,939	0%	
Postage, phones, office supplies, utilities, etc.	\$14,612			-100%		\$4,091	\$4,091	\$4,091	0%	
Advertising and outreach expenses	\$3,000			-100%		\$840	\$840	\$840	0%	
Education, Training, Publications, dues				#DIV/0!					#DIV/0!	
Bad debts				#DIV/0!					#DIV/0!	
Other admin. Expenses	\$807			-100%	11.53 PER SQ FT	\$226	\$226	\$226	0%	
Total administrative expenses	\$137,703	\$0	\$0	-100%		\$38,557	\$38,557	\$38,557	0%	
Return on income before taxes (revenue - allowable costs)	\$94,374	\$1,130,115	\$1,209,223	1181%		\$26,425	\$32,161	\$45,523	72%	
Operating margin	8.4%	100.0%	100.0%	1097%		8.4%	9.9%	13.4%	61%	

Tillamook County franchise data only!

Current and Proposed Rates

Trash Cans/Rollcarts

	Current (32-36 gallon cans/rollcarts)	Proposed	Current (60-65 gallon cans/rollcarts)	Proposed	Current (90-95 gallon cans/rollcarts)	Proposed
Curbside weekly pickup	23.5	25	41.85	45	60.15	65
Curbside twice weekly pickup	47	50	83.7	90	120.3	130
Curbside every Other Week pickup						
Curbside Once a Month pickup	11					
Each Additional Can	10		20		30	
In Yard weekly pickup	24.75	27	43.25	49	63.25	71
In Yard twice weekly pickup	49.5	54	86.5	98	126.5	142
In Yard every Other Week pickup						
In Yard Once a Month pickup	11					
Each Additional Can	10		10		10	
Rental Fees						
Trash Cans/Rollcarts (per month)						

Containers

	Current	Proposed	Current	Proposed	Current	Proposed
1 cubic yard container						
Weekly pickup	81.9	89	119.5	129	154.25	170
Each additional stop per week	81.9	89	119.5	129	154.25	170
Rental Fees						
3 cubic yard container						
Weekly pickup						
Each additional stop per week						
Rental Fees						
4 cubic yard container						
Weekly pickup						
Each additional stop per week						
Rental Fees						
5 cubic yard container						
Weekly pickup						
Each additional stop per week						
Rental Fees						
6 cubic yard container						
Weekly pickup						
Each additional stop per week						
Rental Fees						
8 cubic yard container						
Weekly pickup						
Each additional stop per week						
Rental Fees						
2 cubic yard container						
Weekly pickup						
Each additional stop per week						
Rental Fees						

Roll-off/Drop Box containers (please list charges)

Extra/Additional charges (eg. Go Back, On Call, Extra Stop, NSF check, replacement, etc.): Please list!

- 1
- 2
- 3
- 4