

BEFORE THE BOARD OF COUNTY COMMISSIONERS

FOR TILLAMOOK COUNTY, OREGON

SITTING AS THE BOARD OF THE SOLID WASTE SERVICE DISTRICT

In the Matter of Increasing Customer Rates)	
for Solid Waste Disposal for Solid Waste)	ORDER #23- <u>023</u>
Collection Franchisee, Walker Waste)	
Solutions, dba City Sanitary Service, in)	SWSD #23- <u>007</u>
unincorporated areas)	

This matter came before the Tillamook County Board of Commissioners, sitting as the governing body of the Solid Waste Service District (SWSD), on May 24, 2023, at the request of David McCall, Solid Waste Program Manager.

The Board of Commissioners, being fully apprised of the representations of the above-named person, and the records and files herein, finds as follows:

1. Walker Waste Solutions, dba City Sanitary Service has requested to increase rates charged by a collection franchisee to their customers in unincorporated areas of Tillamook County.
2. Customer rates for this collection franchisee were last adjusted in Board Order #22-029, SWSD #22-003.
3. The Tillamook County Solid Waste Advisory Committee recommended at their meeting on May 9, 2023 that the requested rate increases be approved.
4. The Tillamook County Board of Commissioners finds that the proposed rates will be just, fair, reasonable, and sufficient to provide the proper service to the public.

NOW, THEREFORE, IT IS HEREBY ORDERED that:

5. The City Sanitary Service rates as outlined on Exhibit "A" become effective July 1, 2023.

///


DATED this 24th day of May, 2023.

THE BOARD OF COMMISSIONERS
FOR TILLAMOOK COUNTY, OREGON


Erin D. Skaar, Chair


Aye Nay Abstain/Absent


Mary Faith Bell, Vice-Chair


David Yamamoto, Commissioner

ATTEST: Tassi O'Neil
County Clerk

APPROVED AS TO FORM:

By: 
Special Deputy


William K. Sargent, County Counsel




EXHIBIT "A"



3/31/2023

Dear Tillamook County Commissioners,

City Sanitary Service would like to thank you for allowing us to serve the citizens of Tillamook County for another year. We did not have as profitable a 2022 as we would have liked due to higher than anticipated increases in fuel and labor expenses. City Sanitary Service remains a financially healthy business. Looking to the future we are requesting a rate increase of 5% for residential, commercial and drop box trash rates to keep up with increased dump fee rates and other expenses. This will keep us in the allowable profit margin range and help us to keep up with anticipated labor and supply cost increases. The base rate for weekly residential service would go from \$21.00 per month to \$22.05 for one can picked up weekly at the roadside.

City Sanitary Service will continue to operate our recycle drop off center along with providing curbside commingle recycling to all our customers throughout the county. The rate for twice a month curbside recycling collection will go from \$9.30 per month to \$9.60. We plan to purchase at least one new truck in 2023 and after years of waiting, update the interior and exterior of our office space.

We continue to see an increase in customers choosing to pay bills online and opting to receive electronic bills. Close to half of our monthly revenue comes from online payments. We continue to make updates to our website, publish a quarterly newsletter called WastEd, and post to our Facebook page to communicate with the over 625 customers following us. This spring we also plan to run our Keep-it-Clean campaign to reduce contamination in our curbside commingled recycling. Thank you for allowing us to serve the citizens of central Tillamook County in 2022 and we look forward to a successful 2023.

Respectfully,

A handwritten signature in black ink, appearing to be "R. Poppe", followed by a long horizontal line.

Robert Poppe
Co-owner

Tillamook County Franchise Hauler Rate Review Report

edited March 2023

Franchisee:

City Sanitary Service

	Total				Allocation method	Tillamook County franchise				Allocation method/comments
	2022 actual	7/1/23-6/30/24 projected w/o rate change	7/1/23-6/30/24 projected w/ 5% rate change	% change		2022 actual	7/1/23-6/30/24 projected w/o rate change	7/1/23-6/30/24 projected w/ 5% rate change	% change	
REVENUE										
Route collection Services (City,County,Oceanside)	\$2,960,060	\$3,000,000	\$3,150,000	6%	actual	\$1,484,287	\$1,550,000	\$1,627,500	10%	
Drop Box Services										
Rental revenue	\$102,681	\$104,000	\$104,000	1%	DB CC 54%	\$55,447	\$57,000	\$57,000	3%	drop box customers only
Non-franchised revenue & pass-through revenue (Dump Fees)	\$408,339	\$410,000	\$430,500	5%	DB Weights 69%	\$281,754	\$283,000	\$297,150	5%	drop box customers only
Recycling revenues	\$6,355	\$7,000	\$7,000	10%	actual	\$0	\$0	\$0		
Other revenue (BayCity,Interest,MedWaste,SCCR,TruckLease)	\$62,057	\$60,000	\$63,000	2%	actual(BayCity,SCCR,1/2int)	\$52,154	\$53,000	\$55,650	7%	
Total revenue	\$3,539,492	\$3,581,000	\$3,754,500	6%		\$1,873,643	\$1,943,000	\$2,037,300	9%	
Number of regular route customers as of January 1, 2022*	3887					1833				
Number of regular route customers as of July 1, 2022*	3993					2121				
Number of regular route customers as of January 1, 2023*	3986					2117				
Regular route tonnage for 2022:	6257 tons				route weight 49%	3065.93 tons				
<i>*Regular route customers are usually cans, carts, dumpsters, based on service listings.</i>										
Number of drop box pulls in 2022:	1858				DB CC 54%	1003				
Drop box tonnage for 2022:	4531 tons				DB Weights 69%	3126.39 tons				
EXPENSES										
Operational expenses										
Disposal expense (franchised) 10788 tons up 173	\$946,107	\$950,000	\$997,500	5%	5% truck weights 57%	\$539,281	\$570,000	\$598,500	11%	bi annual weight surveys
Disposal expense (other) med waste/yard debris	\$673	\$1,000	\$1,000	49%	49% all city					
Recycling collection expense										
Recycling processing expense	\$11,699	\$13,000	\$13,000	11%	11% CCR CC 46%	\$5,382	\$6,000	\$6,000	11%	CCR customers only
Labor-related expenses										
Labor expense	\$661,135	\$680,000	\$680,000	3%	3% Labor Hours 56%	\$370,236	\$380,800	\$380,800	3%	
Taxes, insurance	\$261,199	\$280,000	\$280,000	7%	7% Labor Hours 56%	\$146,271	\$156,800	\$156,800	7%	
Other labor-related expense	\$159,818	\$180,000	\$180,000	13%	13% Labor Hours 56%	\$89,498	\$100,800	\$100,800	13%	
Operations-related expenses										
Fuel	\$146,499	\$150,000	\$150,000	2%	2% Labor Hours 56%	\$82,039	\$84,000	\$84,000	2%	
Repairs and Maintenance	\$32,245	\$60,000	\$60,000	86%	86% Labor Hours 56%	\$18,057	\$33,600	\$33,600	86%	
Depreciation and Amortization	\$227,098	\$230,000	\$230,000	1%	1% Labor Hours 56%	\$127,175	\$128,800	\$128,800	1%	
Equipment Lease and/or Rent	\$0	\$0	\$0							
Property Lease and/or Rent	\$41,494	\$43,000	\$43,000	4%	4% Labor Hours 56%	\$23,236	\$24,080	\$24,080	4%	
Equipment expense (eg. short-term rental)	\$140,353	\$150,000	\$150,000	7%	7% Labor Hours 56%	\$78,597	\$84,000	\$84,000	7%	
Insurance expense	\$85,245	\$89,000	\$89,000	4%	4% Labor Hours 56%	\$47,737	\$49,840	\$49,840	4%	
Other operational expense (incl. franchise fees)	\$63,308	\$66,000	\$66,000	4%	4% actual	\$2,927	\$3,000	\$3,000	2%	
Total operational expenses	\$2,776,873	\$2,892,000	\$2,939,500	6%	6%	\$1,530,438	\$1,621,720	\$1,650,220	8%	
Number of route collection trucks as of January 1, 2022	17					17				
Number of route collection trucks as of January 1, 2023	17					17				
Number of drop box collection trucks as of January 1, 2022	5					5				
Number of drop box collection trucks as of January 1, 2023	6					6				
Administrative expense										
Management services	\$192,000	\$192,000	\$192,000	0%	0% Route CC 53%	\$101,760	\$101,760	\$101,760	0%	imputed wages Bob/Ron
Administrative services	\$10,755	\$11,000	\$11,000	2%	2% Route CC 53%	\$5,700	\$5,830	\$5,830	2%	
Postage, phones, office supplies, utilities, etc.	\$67,416	\$70,000	\$70,000	4%	4% Route CC 53%	\$35,731	\$37,100	\$37,100	4%	
Advertising and outreach expenses	\$10,551	\$12,000	\$12,000	14%	14% Route CC 53%	\$5,592	\$6,360	\$6,360	14%	
Education, Training, Publications, dues	\$8,301	\$7,000	\$7,000	-16%	-16% Route CC 53%	\$4,399	\$3,710	\$3,710	-16%	
Bad debts	\$17,581	\$12,000	\$12,000	-32%	-32% actual	\$5,648	\$5,000	\$5,000	-11%	refunds for prepaid service
Other admin. Expenses	\$81,618	\$84,000	\$84,000	3%	3% Route CC 53%	\$43,258	\$44,520	\$44,520	3%	
Total administrative expenses	\$388,222	\$388,000	\$388,000	0%	0%	\$202,088	\$204,280	\$204,280	1%	
Return on income before taxes (revenue - allowable costs)	\$374,398	\$301,000	\$427,000	14%		\$141,117	\$117,000	\$182,800	30%	
Operating margin	10.6%	8.4%	11.4%	8%		7.5%	6.0%	9.0%	19%	

Tillamook County franchise data only!

Current and Proposed Rates

Trash Cans/Rollcarts

Curbside weekly pickup
 Curbside twice weekly pickup
 Curbside 1st/3rd Week pickup
 Curbside Once a Month pickup
 Each Extra Can Set Out

 In Yard weekly pickup
 In Yard twice weekly pickup
 In Yard every Other Week pickup
 In Yard Once a Month pickup
 Each Extra Can Set Out

Current	Proposed
(32-36 gallon cans/rollcarts)	
\$21.00	\$22.05
\$42.00	\$44.10
\$19.50	\$20.50
\$9.75	\$10.25
\$6.50	\$6.80
\$26.25	\$27.55
\$52.50	\$55.10
N/A	N/A
N/A	N/A
\$6.50	\$6.80

Current	Proposed
(60-65 gallon cans/rollcarts)	
\$38.95	\$40.90
\$77.90	\$81.80
N/A	N/A
N/A	N/A
N/A	N/A
\$47.85	\$50.25
\$95.70	\$100.50
N/A	N/A
N/A	N/A
N/A	N/A

Current	Proposed
(90-95 gallon cans/rollcarts)	
\$56.90	\$59.75
\$113.80	\$119.50
N/A	N/A
N/A	N/A
N/A	N/A
\$69.45	\$72.95
\$138.90	\$145.90
N/A	N/A
N/A	N/A
N/A	N/A

Rental Fees

Trash Cans/Rollcarts (per month)

\$3.00	\$3.00
--------	--------

\$3.00	\$3.00
--------	--------

\$3.00	\$3.00
--------	--------

Containers

Weekly pickup
 Each additional stop per week
 Rental Fees

Current	Proposed
1 cubic yard container	
\$101.00	\$106.05
\$101.00	\$106.05
\$18.60	\$18.60

Current	Proposed
1 1/2 cubic yard container	
\$146.15	\$153.45
\$146.15	\$153.45
\$18.60	\$18.60

Current	Proposed
2 cubic yard container	
\$186.55	\$195.30
\$186.55	\$195.30
\$18.60	\$18.60

Weekly pickup
 Each additional stop per week
 Rental Fees

3 cubic yard container	
N/A	

4 cubic yard container	
N/A	

5 cubic yard container	
N/A	

Weekly pickup
 Each additional stop per week
 Rental Fees

6 cubic yard container	
N/A	

8 cubic yard container	
N/A	

2 yd Cardboard container	
\$3.55	\$3.75
\$22.15	\$22.35
\$18.60	\$18.60

Roll-off/Drop Box containers (please list charges)

10-15 yd drop boxes
 20-30 yd drop boxes

Current \$119.25 per hour proposed \$125.20 Drop Box Rent \$13 per day \$200 per month
 Current \$126.00 per hour proposed \$132.30 (Extra fees may apply for overloaded or damaged boxes)

Extra/Additional charges (eg. Go Back, On Call, Extra Stop, NSF check, replacement, etc.): Please list!

- 1 Medical Waste \$15 minimum charge \$15/gallon Large bins \$90 max weight 60 lbs
- 2 Minimum two weeks of no service before crediting account. On Call service current \$9.75 per can up to \$10.25/current \$27.30 per yard up to \$28.65
- 3 \$10 NSF fee, \$15 OTP Return to Service fee, \$15 Collections Credit Bureau Fee, \$25 cart return fee, \$5 refund processing fee,
- 4 Lost roll cart replacement fee \$65,
- 5 Distance charge of \$132.30 per hour for truck time if less than 3 customers per road mile or for unscheduled or extra pick ups
- 6 Hourly rate applies for accessing receptacles through gates and locks



Dear Tillamook County Customers,

City Sanitary Service will be increasing rates for garbage service in 2023. We will be increasing residential, commercial, and drop box service rates by approximately 5% starting July 1, 2023. The base rate for weekly roadside residential service for one can will go from \$21.00 per month to \$22.05 per month. The rate for a commercial one cubic yard container to be dumped weekly will go from \$119.60 per month to \$124.65. The hourly rate for a truck and driver will go from \$126 to \$132.30. We currently offer curbside commingle recycling to all county customers. Twice per month curbside recycling pick up is going up from \$9.30 per month to \$9.60 per month.

For those with regular service, if you aren't going to need trash collected for two consecutive weeks or more, you can contact us ahead of time to temporarily stop service and avoid being charged. You can do this up to five times throughout the year. If your can is not out but you did not call ahead, no credit will be extended. For on call service we must be notified by noon the day before your regular service day or your can will not be dumped.

For a full list of rates, go to our website at:
citysanitaryservice.com or call us at 503-842-6262.

County Rates for 32 gallon cans

Monthly can rates starting 7/1/23

In Yard Service Price per Month

Commercial/Residential	1 Can	2 Cans	3 Cans	4 Cans	5 Cans	6 Cans
Dumped once per week	\$27.55	\$50.25	\$72.95	\$95.65	\$118.35	\$141.05
Dumped twice per week	\$55.10	\$100.50	\$145.90	\$191.30	\$236.70	\$282.10
Each Additional Can	\$22.70	per month				

At Curb Service Price per Month

Residential	1 Can	2 Cans	3 Cans	4 Cans	5 Cans	6 Cans
Dumped once per week	\$22.05	\$40.90	\$59.75	\$78.60	\$97.45	\$116.30
Dumped twice per week	\$44.10	\$81.80	\$119.50	\$157.20	\$194.90	\$232.60
Each Additional Can	\$16.60	per month				

Roll Carts - \$3.00 Rent, plus the price of service. Sizes: 35, 60, & 90 gallon = 1, 2 & 3 cans of trash

Extra Can (Weekly Customers) \$6.80 each can up to 32 gallons / 50 pounds

1 Can per Month	\$10.25	curbside only, on 1st week of the month				
On-call Temporary Service	\$10.25	curbside only				
1 Can Twice per Month	\$20.50	curbside only, on 1st & 3rd weeks of the month (\$1.55 more gets you weekly service)				
Each Additional Can	\$10.25					

Curbside Commingle Recycle Service \$6.60 per month + \$3.00 cart rent = \$9.60

Roll-Off Drop Box Rates:

Cost = dump fees + labor/hauling fees + rent (first hauling fee required as deposit)

Labor/hauling fee: per load - price varies on box size and location

13 yard box	\$125.20	per hour	Rent = \$13 per day or \$200 per calendar month			
20-30 yard boxes	\$132.30	per hour	Dump fee = \$94.25 per ton			

COUNTY CONTAINER RATES PER MONTH

Monthly container rates starting 7/1/23

\$28.65 PER YARD ON CALL		Rate	
	Dumps per Week	Without Rent	With \$18.60 Rent
1 Yard Container	Once	\$106.05	\$124.65
	Twice	\$212.10	\$230.70
	Three	\$318.15	\$336.75
	Four	\$424.20	\$442.80
	Five	\$530.25	\$548.85
1 1/2 Yard Container	Once	\$153.45	\$172.05
	Twice	\$306.90	\$325.50
	Three	\$460.35	\$478.95
	Four	\$613.80	\$632.40
	Five	\$767.25	\$785.85
2 Yard Container	Once	\$195.30	\$213.90
	Twice	\$390.60	\$409.20
	Three	\$585.90	\$604.50
	Four	\$781.20	\$799.80
	Five	\$976.50	\$995.10

Containers must have a solid 10x10 concrete pad for placement.

Containers must be easily accessible to the truck.

Containers moved from pad or sunk in ground maybe charged extra service fees.

Hourly rates (\$132.30) apply when extra service is required.

Container Delivery Charge Regular Customer \$25 MINIMUM

Container Delivery Charge Temporary Customers \$40 MINIMUM

Temporary containers MUST be DUMPED WEEKLY

Temporary requirements: minimum 2 weeks and within 2 miles of City Limits Only