

BEFORE THE BOARD OF COUNTY COMMISSIONERS

FOR TILLAMOOK COUNTY, OREGON

SITTING AS THE BOARD OF THE SOLID WASTE SERVICE DISTRICT

In the Matter of Increasing Customer Rates	)	
for Solid Waste Disposal for Solid Waste	)	ORDER #23- <u>025</u>
Collection Franchisee, Recology Western	)	
Oregon	)	SWSD #23- <u>009</u>

This matter came before the Tillamook County Board of Commissioners, sitting as the governing body of the Solid Waste Service District (SWSD), on May 24, 2023, at the request of David McCall, Solid Waste Program Manager.

The Board of Commissioners, being fully apprised of the representations of the above-named person, and the records and files herein, finds as follows:

1. Recology Western Oregon has requested to increase rates charged by a collection franchisee to their customers in the unincorporated areas of Tillamook County.
2. Customer rates for this collection franchisee were last adjusted in Board Order #22-028, SWSD #22-002.
3. The Financial Report required under Appendix "C" of the Solid Waste Franchise Agreement was not available for review by the Tillamook County Solid Waste Advisory Committee (SWAC) at their May 9, 2023 meeting. The SWAC recommended at their meeting on May 9, 2023 that the requested rate increases be approved, subject to submission of the report by May 15, 2023, and subject to the recommendation of the Solid Waste Program Manager.
4. The Tillamook County Board of Commissioners finds that the proposed rates will be just, fair, reasonable, and sufficient to provide the proper service to the public.

NOW, THEREFORE, IT IS HEREBY ORDERED that:

5. The Recology Western Oregon rates for unincorporated areas in Tillamook County as outlined on Exhibit "A" become effective July 1, 2023.

///

DATED this 24<sup>th</sup> day of May, 2023.

THE BOARD OF COMMISSIONERS  
FOR TILLAMOOK COUNTY, OREGON


  
Erin D. Skaar, Chair

Aye    Nay    Abstain/Absent

  
Mary Faith Bell, Vice-Chair


      

  
David Yamamoto, Commissioner


      

ATTEST: Tassi O'Neil  
County Clerk

APPROVED AS TO FORM:

By:   
Special Deputy

  
William K. Sargent, County Counsel



# EXHIBIT "A"

**RECOLOGY WESTERN OREGON**  
**TCR TILLAMOOK COUNTY (UNINCORPORATED)**

**SUMMARY RATE SHEET**  
**EFF. DATE: 7/1/2023**

CODE	DESCRIPTION	CURRENT RATE	INC %	INC \$\$	NEW RATE
------	-------------	--------------	-------	----------	----------

## CART SERVICES - CURBSIDE

CURBSIDE: WITHIN 4 FEET OF THE CURB OR ROAD, AND AWAY FROM ALL CARS, MAIL BOXES, OR OTHER ITEMS.

### 32 GALLON CART SERVICE

### MONTHLY RATES

32GWC	32G CART WEEKLY-CURB	\$ 30.74	5.00%	\$ 1.54	\$ 32.28
32GEC	32G CART EOW-CURBSIDE	\$ 19.98	5.00%	\$ 1.00	\$ 20.98
32GMC	32G CART MONTHLY-CURB	\$ 10.76	5.00%	\$ 0.54	\$ 11.30
OC3C	32 GAL CART ON CALL CURB	\$ 10.59	5.00%	\$ 0.53	\$ 11.12
	EACH ADDITIONAL CART - SAME RATE				

### 90 GALLON CART SERVICE

### MONTHLY RATES

90GWC	90G CART WEEKLY-CURB	\$ 51.31	5.00%	\$ 2.57	\$ 53.88
90GEC	90G CART EOW-CURB	\$ 33.34	5.00%	\$ 1.67	\$ 35.01
90GMC	90G CART OAM-CURB	\$ 17.95	5.00%	\$ 0.90	\$ 18.85
OC9C	90 GAL CART ON CALL CURB	\$ 17.69	5.00%	\$ 0.88	\$ 18.57
	EACH ADDITIONAL CART - SAME RATE				

### MONTHLY CART RENT (FOR ON-CALL SERVICE)

90GOC	90G CART WILL CALL-CURB	\$ 2.70	5.00%	\$ 0.14	\$ 2.84
-------	-------------------------	---------	-------	---------	---------

### SPECIAL PICK-UP (FOR OFF-SCHEDULE COLLECT (C/S = Curbside)

### RATE PER EACH

SP32C	SPEC P/U 32G CART C/S	\$ 8.02	5.00%	\$ 0.40	\$ 8.42
SP90C	SPEC P/U 90G CART C/S	\$ 12.66	5.00%	\$ 0.63	\$ 13.29

## CART SERVICES - NON-CURBSIDE (SIDEYARD)

NON-CURBSIDE: VISIBLE FROM THE STREET, OUTSIDE OF GARAGES AND FENCED AREAS.

### 32 GALLON CART SERVICE

### MONTHLY RATES

32GWS	32G CART WEEKLY-SIDE	\$ 31.37	5.00%	\$ 1.57	\$ 32.94
32GES	32G CART EOW-SIDEYARD	\$ 20.38	5.00%	\$ 1.02	\$ 21.40
32GMS	32G CART MONTHLY-SIDE	\$ 10.98	5.00%	\$ 0.55	\$ 11.53
OC3S	32 GAL CART ON CALL SIDE	\$ 10.83	5.00%	\$ 0.54	\$ 11.37
	EACH ADDITIONAL CART - SAME RATE				

### 90 GALLON CART SERVICE

### MONTHLY RATES

90GWS	90G CART WEEKLY-SIDE	\$ 78.62	5.00%	\$ 3.93	\$ 82.55
90GES	90G CART EOW-SIDE	\$ 51.09	5.00%	\$ 2.55	\$ 53.64
90GMS	90G CART OAM-SIDE	\$ 27.51	5.00%	\$ 1.38	\$ 28.89
OC9S	90 GAL CART ON CALL SIDE	\$ 27.13	5.00%	\$ 1.36	\$ 28.49
	EACH ADDITIONAL CART - SAME RATE				

### MONTHLY CART RENT (FOR ON-CALL SERVICE)

90GOS	90G CART WILL CALL-SIDE	\$ 2.70	5.00%	\$ 0.14	\$ 2.84
-------	-------------------------	---------	-------	---------	---------

### SPECIAL PICK-UP (FOR OFF-SCHEDULE COLLECT (NON C/S = Non-Curbside)

### RATE PER EACH

SP32S	SPEC P/U 32G CART NON C/S	\$ 10.83	5.00%	\$ 0.54	\$ 11.37
SP90S	SPEC P/U 90G CART NON C/S	\$ 18.71	5.00%	\$ 0.94	\$ 19.65

CODE	DESCRIPTION	CURRENT RATE	INC %	INC \$	NEW RATE
------	-------------	--------------	-------	--------	----------

**OTHER SERVICES & FEES**

**EXTRAS - PER UNIT CHARGES (APPROX. 32 GALLONS PER UNIT)**

**RATE PER EACH**

XBAG	EXTRA BAG(S)	\$ 8.02	5.00%	\$ 0.40	\$ 8.42
XBOX	EXTRA BOX	\$ 8.02	5.00%	\$ 0.40	\$ 8.42
XCAN	EXTRA CAN(S)	\$ 8.02	5.00%	\$ 0.40	\$ 8.42
XMISC	EXTRA MISC	\$ 8.02	5.00%	\$ 0.40	\$ 8.42
X32	EXTRA 32G CART(S)	\$ 8.02	5.00%	\$ 0.40	\$ 8.42
X90	EXTRA 90G CART(S)	\$ 12.66	5.00%	\$ 0.63	\$ 13.29

**BULKY ITEM COLLECTION (SVC CHARGE + CHARGE PER ITEM)**

RATES LISTED ARE FOR COLLECTION AT CURB. ADDITIONAL CHARGES MAY APPLY FOR RETRIEVAL.

**RATE PER EACH**

APF	REFRIGERATOR/FREEZER	\$ 51.66	5.00%	\$ 2.58	\$ 54.24
APL	APPLIANCE	\$ 11.48	5.00%	\$ 0.57	\$ 12.05
FURN	FURNITURE CHARGE	\$ 17.22	5.00%	\$ 0.86	\$ 18.08
TREE	EXTRA CHRISTMAS TREE	\$ 16.04	5.00%	\$ 0.80	\$ 16.84
IRSC	IN ROUTE SERVICE CHARGE	\$ 22.12	5.00%	\$ 1.11	\$ 23.23
SC	SERVICE CHARGE	\$ 50.26	5.00%	\$ 2.51	\$ 52.77

**RELATED FEES**

**RATE PER EACH**

CRIR	CART REDELIVERY IN ROUTE	\$ 10.00	5.00%	\$ 0.50	\$ 10.50
CROR	CART REDELIVER OUT OF ROUTE	\$ 20.00	5.00%	\$ 1.00	\$ 21.00
CORDF	CONTAINER RE-DELIVERY FEE	\$ 50.26	5.00%	\$ 2.51	\$ 52.77

Note: Re-Delivery fees apply for resume service after suspend.

**RATE PER EACH**

CCF	CART CLEANING FEE	\$ 10.00	5.00%	\$ 0.50	\$ 10.50
CRF	CART REPLACEMENT FEE	\$ 65.00	5.00%	\$ 3.25	\$ 68.25

Note: Replacement fee is used for loss/damage beyond normal wear and tear.

**RATE PER EACH**

WLI	WIND LATCH INSTALLATION	\$ 15.00	5.00%	\$ 0.75	\$ 15.75
RF	REINSTATEMENT FEE	\$ 15.00	0.00%	\$ -	\$ 15.00
NSFCF	RETURNED CHECK FEE	\$ 25.00	0.00%	\$ -	\$ 25.00

**FRONT-LOAD CONTAINER SERVICE**

**1 YARD CONTAINERS**

**MONTHLY RATES**

1GW	1YD TRASH	\$ 166.94	5.00%	\$ 8.35	\$ 175.29
1GE	1YD TRASH EOW	\$ 97.61	5.00%	\$ 4.88	\$ 102.49
1GM	1YD TRASH MONTHLY	\$ 60.27	5.00%	\$ 3.01	\$ 63.28
1OC	ON CALL-1YD TRASH	\$ 34.71	5.00%	\$ 1.74	\$ 36.45
1XP	EXTRA PICK UP-1YD TRASH	\$ 34.71	5.00%	\$ 1.74	\$ 36.45

**1.5 YARD CONTAINERS**

**MONTHLY RATES**

1HGW	1.5YD TRASH	\$ 211.74	5.00%	\$ 10.59	\$ 222.33
1HGE	1.5YD TRASH EOW	\$ 119.98	5.00%	\$ 6.00	\$ 125.98
1HGM	1.5YD TRASH MONTHLY	\$ 70.64	5.00%	\$ 3.53	\$ 74.17
1HOC	ON CALL-1.5YD TRASH	\$ 45.92	5.00%	\$ 2.30	\$ 48.22
1HXP	EXTRA PICK UP-1.5YD TRASH	\$ 45.92	5.00%	\$ 2.30	\$ 48.22

**2 YARD CONTAINERS**

**MONTHLY RATES**

2GW	2YD TRASH	\$ 254.21	5.00%	\$ 12.71	\$ 266.92
2GE	2YD TRASH EOW	\$ 141.25	5.00%	\$ 7.06	\$ 148.31
2GM	2YD TRASH MONTHLY	\$ 80.46	5.00%	\$ 4.02	\$ 84.48
2OC	ON CALL-2YD TRASH	\$ 56.55	5.00%	\$ 2.83	\$ 59.38
2XP	EXTRA PICK UP-2YD TRASH	\$ 56.55	5.00%	\$ 2.83	\$ 59.38

CODE	DESCRIPTION	CURRENT RATE	INC %	INC \$\$	NEW RATE
------	-------------	--------------	-------	----------	----------

**3 YARD CONTAINERS**

**MONTHLY RATES**

3GW	3YD TRASH	\$ 339.11	5.00%	\$ 16.96	\$ 356.07
3GE	3YD TRASH EOW	\$ 183.69	5.00%	\$ 9.18	\$ 192.87
3GM	3YD TRASH MONTHLY	\$ 100.05	5.00%	\$ 5.00	\$ 105.05
3OC	ON CALL-3YD TRASH	\$ 77.82	5.00%	\$ 3.89	\$ 81.71
3XP	EXTRA PICK UP-3YD TRASH	\$ 77.82	5.00%	\$ 3.89	\$ 81.71

**4 YARD CONTAINERS**

**MONTHLY RATES**

4GW	4YD TRASH	\$ 424.05	5.00%	\$ 21.20	\$ 445.25
4GE	4YD TRASH EOW	\$ 226.16	5.00%	\$ 11.31	\$ 237.47
4GM	4YD TRASH MONTHLY	\$ 119.67	5.00%	\$ 5.98	\$ 125.65
4OC	ON CALL-4YD TRASH	\$ 99.07	5.00%	\$ 4.95	\$ 104.02
4XP	EXTRA PICK UP-4YD TRASH	\$ 99.07	5.00%	\$ 4.95	\$ 104.02

**5 YARD CONTAINERS**

**MONTHLY RATES**

5GW	5YD TRASH	\$ 508.94	5.00%	\$ 25.45	\$ 534.39
5GE	5YD TRASH EOW	\$ 268.61	5.00%	\$ 13.43	\$ 282.04
5GM	5YD TRASH MONTHLY	\$ 139.28	5.00%	\$ 6.96	\$ 146.24
5OC	ON CALL-5YD TRASH	\$ 120.32	5.00%	\$ 6.02	\$ 126.34
5XP	EXTRA PICK UP-5YD TRASH	\$ 120.32	5.00%	\$ 6.02	\$ 126.34

**6 YARD CONTAINERS**

**MONTHLY RATES**

6GW	6YD TRASH	\$ 593.87	5.00%	\$ 29.69	\$ 623.56
6GE	6YD TRASH EOW	\$ 311.06	5.00%	\$ 15.55	\$ 326.61
6GM	6YD TRASH MONTHLY	\$ 158.90	5.00%	\$ 7.95	\$ 166.85
6OC	ON CALL-6YD TRASH	\$ 141.58	5.00%	\$ 7.08	\$ 148.66
6XP	EXTRA PICK UP-6YD TRASH	\$ 141.58	5.00%	\$ 7.08	\$ 148.66

**8 YARD CONTAINERS (NO NEW CUSTOMERS AT THIS SIZE DUE TO SAFETY ISSUES)**

**MONTHLY RATES**

8GW	8YD TRASH	\$ 697.08	5.00%	\$ 34.85	\$ 731.93
8GE	8YD TRASH EOW	\$ 362.69	5.00%	\$ 18.13	\$ 380.82
8GM	8YD TRASH MONTHLY	\$ 182.71	5.00%	\$ 9.14	\$ 191.85
8OC	ON CALL-8YD TRASH	\$ 167.42	5.00%	\$ 8.37	\$ 175.79
8XP	EXTRA PICK UP-8YD TRASH	\$ 167.42	5.00%	\$ 8.37	\$ 175.79

**CONTAINER MONTHLY RENT (CHARGED TO WILL-CALL CUSTOMERS, SAME FOR ALL SIZES)**

RNT1	1YD RENT - TRASH	\$ 20.00	5.00%	\$ 1.00	\$ 21.00
------	------------------	----------	-------	---------	----------

**FRONT-LOAD COMPACTOR RATE FACTORS - For all compacted material, including pre-compacted waste.**

Compactor Rating	<b>4 : 1</b>	<b>3 : 1</b>	<b>2 : 1</b>
Factor applied to container rate of same size	1.5	1.3	1.12

**DEBRIS BOX SERVICES**

**SET HAUL FEES (BASED ON AVERAGE TRUCK TIMES)**

**RATE PER HAUL**

DEL	DELIVERY CHARGE	\$ 51.01	5.00%	\$ 2.55	\$ 53.56
10HG	10 YD TRASH BOX HAUL	\$ 234.93	5.00%	\$ 11.75	\$ 246.68
20HG	20 YD TRASH BOX HAUL	\$ 234.93	5.00%	\$ 11.75	\$ 246.68
30HG	30 YD TRASH BOX HAUL	\$ 234.93	5.00%	\$ 11.75	\$ 246.68
47HG	47 YD TRASH BOX HAUL	\$ 234.93	5.00%	\$ 11.75	\$ 246.68
40CG	COMPACTOR HAUL FEE (ALL SIZES)	\$ 275.65	5.00%	\$ 13.78	\$ 289.43

**RECOLOGY WESTERN OREGON**  
**TCR TILLAMOOK COUNTY (UNINCORPORATED)**

**SUMMARY RATE SHEET**  
**EFF. DATE: 7/1/2023**

CODE	DESCRIPTION	CURRENT RATE	INC %	INC \$\$	NEW RATE
------	-------------	--------------	-------	----------	----------

**DEBRIS BOX DISPOSAL FEES (\$\$/TON)**

**RATE PER TON**

DFDM	DISPOSAL FEE - DEMOLITION	\$ 102.59	5.00%	\$ 5.13	\$ 107.72
DFG	DISPOSAL FEE - GARBAGE	\$ 102.59	5.00%	\$ 5.13	\$ 107.72
DFWD	DISPOSAL FEE - WOOD	\$ 56.00	5.00%	\$ 2.80	\$ 58.80
DFYD	DISPOSAL FEE - YARD DEBRIS	\$ 85.23	5.00%	\$ 4.26	\$ 89.49

Note: Recycling ton fees will be equal to or less than trash fees, based on current market pricing.

**RELATED FEES**

**RATE PER DAY**

RENTD	DAILY RENTAL FEE	\$ 16.86	5.00%	\$ 0.84	\$ 17.70
-------	------------------	----------	-------	---------	----------

Note: Daily Rent applies after 48 hours, excluding evenings and weekends.

**RATE PER MONTH**

RENTM	MONTHLY RENTAL FEE	\$ 148.89	5.00%	\$ 7.44	\$ 156.33
-------	--------------------	-----------	-------	---------	-----------

Note: Monthly rent applies for customers who keep a box for a year or longer.

**RATE PER HOUR**

TIME	TRUCK TIME FEE	\$ 134.25	5.00%	\$ 6.71	\$ 140.96
1T1E	1 TRUCK - 1 EMPLOYEE	\$ 132.27	5.00%	\$ 6.61	\$ 138.88
1T2E	1 TRUCK - 2 EMPLOYEES	\$ 198.41	5.00%	\$ 9.92	\$ 208.33

Note: Hourly Truck Time is used for hauls to destinations outside our normal operating areas.

**TEMPORARY RENTAL CONTAINERS**

**RATE PER EACH**

3YRGD	DELV 3 YD RENTAL FOR TRASH	\$ 29.65	5.00%	\$ 1.48	\$ 31.13
3YRGP	SERVICE 3 YD RENTAL FOR TRASH	\$ 110.55	5.00%	\$ 5.53	\$ 116.08
3YRXD	ADDL DAY - 3YD RENT CONTAINER	\$ 2.00	0.00%	\$ -	\$ 2.00

Note: Temporary = not longer than 30 days, with 45 days between projects. Rent included for first 7 days.

**BULKY ITEMS - DEBRIS BOX**

STANDARD FEES APPLY FOR THESE ITEMS IF DECLARED & SEPARATED ACCORDING TO INSTRUCTIONS.

ADDITIONAL FEES MAY APPLY FOR ITEMS FOUND IN LOADS.

**RATE PER EACH**

TOFFR	TIRE CHARGE NO RIM	\$ 4.59	5.00%	\$ 0.23	\$ 4.82
TONR	TIRE CHARGE ON RIM	\$ 9.18	5.00%	\$ 0.46	\$ 9.64
APL	APPLIANCE	\$ 11.48	5.00%	\$ 0.57	\$ 12.05
APF	REFRIGERATOR/FREEZER	\$ 51.66	5.00%	\$ 2.58	\$ 54.24

**MEDICAL WASTE COLLECTION SERVICES**

**RATE PER EACH**

M4HSC	4.7 QT SHARPS CONTAINER	\$ 24.80	5.00%	\$ 1.24	\$ 26.04
M10SC	10 QT SHARPS CONTAINER	\$ 28.05	5.00%	\$ 1.40	\$ 29.45
M23SC	23 QT SHARPS CONTAINER	\$ 49.91	5.00%	\$ 2.50	\$ 52.41
9CDBC	9GAL CONFIDENTIAL DOCUMENT BOX	\$ 31.30	5.00%	\$ 1.57	\$ 32.87
MW17G	MEDICAL WASTE 17 GAL	\$ 22.50	5.00%	\$ 1.13	\$ 23.63
MW31G	MEDICAL WASTE 31 GAL	\$ 29.00	5.00%	\$ 1.45	\$ 30.45
MW43G	MEDICAL WASTE 43 GAL	\$ 35.00	5.00%	\$ 1.75	\$ 36.75
MWTCB	MEDICAL WASTE TRACE CHEMO BOX	\$ 51.00	5.00%	\$ 2.55	\$ 53.55

Note: Additional fees may apply for overweight tubs. Improperly prepared materials cannot be collected.

Finance Charges (0.75% monthly, 9% annually) will be assessed on any past due amount (excluding amounts in dispute over billing or service issues).  
 Billing Terms: Commercial Accounts are billed on a monthly basis.  
 Residential accounts are billed once every two months; one in advance and one in arrears.

**Tillamook County Franchise Hauler Rate Review Report**  
*edited February 2023*

Franchisee:

**Recology Western Oregon**

	Total				Allocation method	Tillamook County franchise				Allocation method/comments
	2022 actual	7/1/23-6/30/24 projected w/o rate change	7/1/23-6/30/24 projected w/ rate change	% change		2022 actual	7/1/23-6/30/24 projected w/o rate change	7/1/23-6/30/24 projected w/ rate change	% change	
<b>REVENUE</b>										
Route collection Services	\$10,661,635	\$10,972,834	\$11,004,159	3%		\$596,819	\$626,494	\$657,818	10%	
Drop Box Services	\$1,640,226	\$1,697,495	\$1,701,216			\$92,330	\$99,212	\$102,933		
Rental revenue				#DIV/0!					#DIV/0!	
Non-franchised revenue & pass-through revenue	\$141,839	\$164,902	\$164,902	16%					#DIV/0!	
Recycling revenues				#DIV/0!					#DIV/0!	
Other revenue	\$169,005	\$181,921	\$181,921	8%		\$1,519	\$1,409	\$1,409	-7%	
<b>Total revenue</b>	<b>\$12,612,705</b>	<b>\$13,017,152</b>	<b>\$13,052,198</b>	<b>3%</b>		<b>\$690,668</b>	<b>\$727,115</b>	<b>\$762,160</b>	<b>10%</b>	
Number of regular route customers as of January 1, 2022*	17635					1107				
Number of regular route customers as of July 1, 2022*	17947					1170				
Number of regular route customers as of January 1, 2023*	17843					1151				
Regular route tonnage for 2022:					tons					tons
<i>*Regular route customers are usually cans, carts, dumpsters, based on service listings.</i>										
Number of drop box pulls in 2022:	4947					414				
Drop box tonnage for 2022:	9139				tons	1370				tons
<b>EXPENSES</b>										
<b>Operational expenses</b>										
Disposal expense (franchised)	\$3,406,752	\$3,993,324	\$3,993,324	0.172179		\$121,947	\$128,935	\$128,935	6%	
Disposal expense (other)	\$81,103	\$83,536	\$83,536	3%		\$500	\$515	\$515	3%	
Recycling collection expense				#DIV/0!					#DIV/0!	
Recycling processing expense	\$501,972	\$543,869	\$543,869	8%		\$459	\$498	\$498	8%	
Labor-related expenses										
Labor expense	\$1,369,954	\$1,593,231	\$1,593,231	16%		\$109,065	\$120,454	\$120,454	10%	
Taxes, insurance	\$430,807	\$505,949	\$505,949	17%		\$34,297	\$40,280	\$40,280	17%	
Other labor-related expense	\$204,584	\$237,982	\$237,982	16%		\$16,287	\$18,946	\$18,946	16%	
Operations-related expenses										
Fuel	\$635,072	\$630,000	\$630,000	-1%		\$45,542	\$45,178	\$45,178	-1%	
Repairs and Maintenance	\$1,441,841	\$1,609,459	\$1,609,459	12%		\$113,404	\$126,670	\$126,670	12%	
Depreciation and Amortization	\$0	\$3,000	\$3,000	#DIV/0!		\$0	\$228	\$228	#DIV/0!	
Equipment Lease and/or Rent	\$820,163	\$894,317	\$894,317	9%		\$60,398	\$66,034	\$66,034	9%	
Property Lease and/or Rent	\$6,000	\$6,000	\$6,000	0%		\$0	\$0	\$0	#DIV/0!	
Equipment expense (eg. short-term rental)	\$0		\$0	#DIV/0!		\$0	\$0	\$0	#DIV/0!	
Insurance expense	\$80,131	\$84,723	\$84,723	6%		\$6,089	\$6,438	\$6,438	6%	
Other operational expense (incl. franchise fees)	\$334,564	\$392,737	\$392,737	17%		\$25,201	\$29,650	\$29,650	18%	
Total operational expenses	\$9,312,943	\$10,578,126	\$10,578,126	14%		\$533,191	\$583,826	\$583,826	9%	
Number of route collection trucks as of January 1, 2022	23					4				
Number of route collection trucks as of January 1, 2023	23					5				
Number of drop box collection trucks as of January 1, 2022	11					2				
Number of drop box collection trucks as of January 1, 2023	10					2				
<b>Administrative expense</b>										
Management services	\$400,212	\$390,515	\$408,897	2%		\$20,720	\$21,813	\$22,865	10%	
Administrative services	\$1,200,637	\$1,171,544	\$1,226,690	2%		\$62,160	\$65,440	\$68,594	10%	
Postage, phones, office supplies, utilities, etc.	\$96,445	\$101,971	\$101,971	6%		\$4,535	\$4,795	\$4,795	6%	
Advertising and outreach expenses	\$14,268	\$15,085	\$15,085	6%		\$671	\$709	\$709	6%	
Education, Training, Publications, dues	\$22,392	\$23,675	\$23,675	6%		\$1,053	\$1,113	\$1,113	6%	
Bad debts	\$44,388	\$48,177	\$48,177	9%		\$2,087	\$2,265	\$2,265	9%	
Other admin. Expenses	\$204,456	\$216,172	\$216,172	6%		\$9,614	\$10,165	\$10,165	6%	
Total administrative expenses	\$1,982,798	\$1,967,138	\$2,040,667	3%		\$100,841	\$106,302	\$110,508	10%	
Return on income before taxes (revenue - allowable costs)	\$1,316,965	\$471,887	\$433,404	-67%		\$56,636	\$36,987	\$67,827	20%	
<b>Operating margin</b>	<b>10.4%</b>	<b>3.6%</b>	<b>3.3%</b>	<b>-68%</b>		<b>8.2%</b>	<b>5.1%</b>	<b>8.9%</b>	<b>9%</b>	